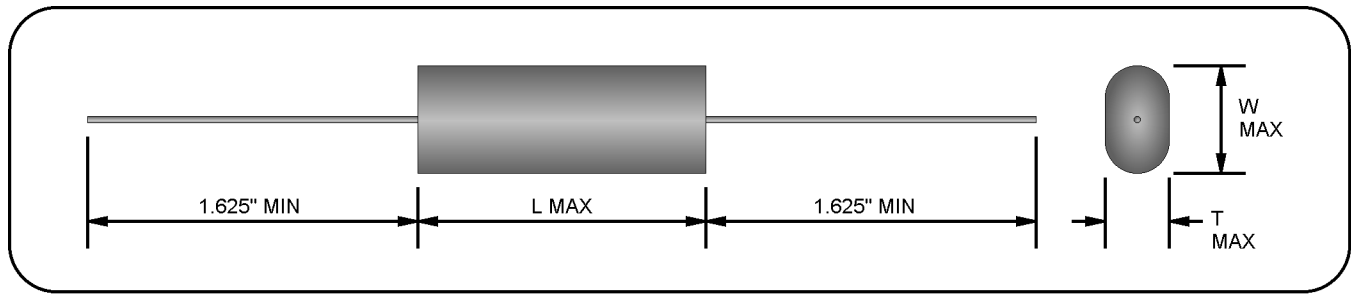


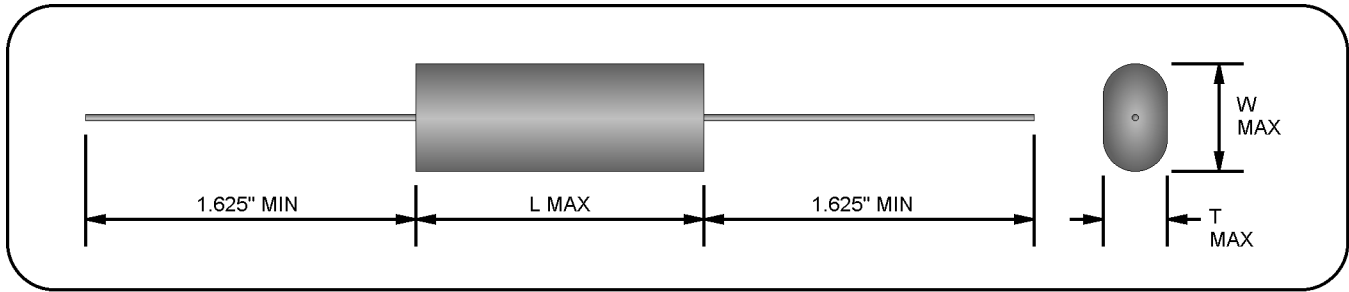
50VDC					
CAP (μF)	T MAX	W MAX	L MAX	LEAD AWG	I _{PEAK} (A)
0.027	0.125" (3.2mm)	0.219" (5.6mm)	0.532" (13.5mm)	24	0.7
0.033	0.141" (3.6mm)	0.219" (5.6mm)	0.532" (13.5mm)	24	0.9
0.039	0.157" (4.0mm)	0.235" (6.0mm)	0.532" (13.5mm)	24	1.1
0.047	0.172" (4.4mm)	0.250" (6.4mm)	0.532" (13.5mm)	24	1.3
0.056	0.188" (4.8mm)	0.281" (7.1mm)	0.532" (13.5mm)	24	1.5
0.068	0.188" (4.8mm)	0.297" (7.5mm)	0.532" (13.5mm)	24	1.8
0.082	0.172" (4.4mm)	0.312" (7.9mm)	0.657" (16.7mm)	24	0.9
0.10	0.188" (4.8mm)	0.312" (7.9mm)	0.657" (16.7mm)	24	1.1
0.12	0.203" (5.2mm)	0.343" (8.7mm)	0.657" (16.7mm)	24	1.3
0.15	0.219" (5.6mm)	0.359" (9.1mm)	0.657" (16.7mm)	24	1.7
0.18	0.235" (6.0mm)	0.375" (9.5mm)	0.657" (16.7mm)	24	2.0
0.22	0.172" (4.4mm)	0.312" (7.9mm)	0.782" (19.9mm)	24	1.5
0.27	0.188" (4.8mm)	0.328" (8.3mm)	0.782" (19.9mm)	24	1.9
0.33	0.219" (5.6mm)	0.359" (9.1mm)	0.782" (19.9mm)	24	2.3
0.39	0.235" (6.0mm)	0.375" (9.5mm)	0.782" (19.9mm)	24	2.7

50VDC					
CAP (μF)	T MAX	W MAX	L MAX	LEAD AWG	I _{PEAK} (A)
0.47	0.250" (6.4mm)	0.375" (9.5mm)	0.782" (19.9mm)	22	3.3
0.56	0.297" (7.5mm)	0.390" (9.9mm)	0.782" (19.9mm)	22	3.9
0.68	0.312" (7.9mm)	0.422" (10.7mm)	0.782" (19.9mm)	22	4.8
0.82	0.250" (6.4mm)	0.437" (11.1mm)	0.907" (23.0mm)	22	4.5
1.00	0.281" (7.1mm)	0.453" (11.5mm)	0.907" (23.0mm)	22	5.5
1.25	0.328" (8.3mm)	0.531" (13.5mm)	0.907" (23.0mm)	20	6.9
1.50	0.328" (8.3mm)	0.531" (13.5mm)	1.032" (26.2mm)	20	6.0
1.80	0.359" (9.1mm)	0.578" (14.7mm)	1.032" (26.2mm)	20	7.2
2.00	0.375" (9.5mm)	0.594" (15.1mm)	1.032" (26.2mm)	20	8.0
3.00	0.406" (10.3mm)	0.625" (15.9mm)	1.344" (34.1mm)	20	9.0
4.00	0.375" (9.5mm)	0.719" (18.3mm)	1.594" (40.5mm)	20	10.0
5.00	0.437" (11.1mm)	0.766" (19.5mm)	1.594" (40.5mm)	20	12.5
8.00	0.484" (12.3mm)	0.906" (23.0mm)	1.844" (46.8mm)	20	16.0
10.0	0.578" (14.7mm)	0.984" (25.0mm)	1.844" (46.8mm)	20	20.0



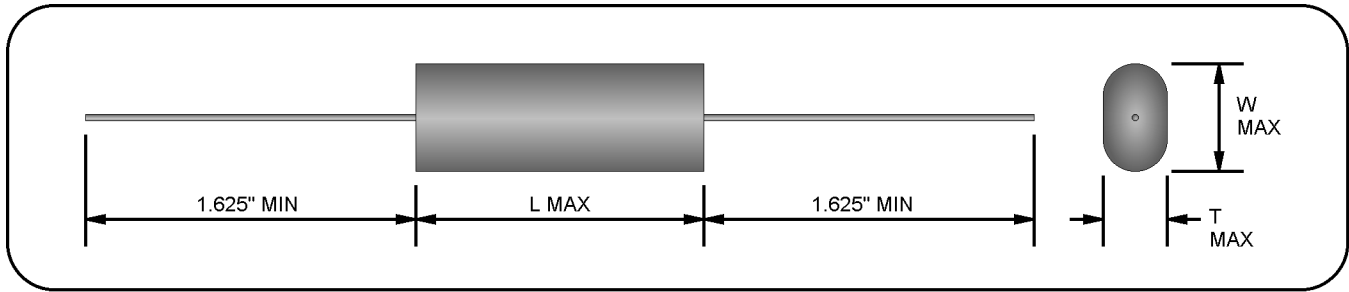
100/200VDC					
CAP (μF)	T MAX	W MAX	L MAX	LEAD AWG	I _{PEAK} (A)
0.010	0.157" (4.0mm)	0.219" (5.6mm)	0.532" (13.5mm)	24	0.5
0.012	0.172" (4.4mm)	0.235" (6.0mm)	0.532" (13.5mm)	24	0.6
0.015	0.172" (4.4mm)	0.250" (6.4mm)	0.532" (13.5mm)	24	0.7
0.018	0.188" (4.8mm)	0.281" (7.1mm)	0.532" (13.5mm)	24	0.8
0.022	0.203" (5.2mm)	0.297" (7.5mm)	0.532" (13.5mm)	24	1.0
0.027	0.219" (5.6mm)	0.297" (7.5mm)	0.532" (13.5mm)	24	1.2
0.033	0.219" (5.6mm)	0.312" (7.9mm)	0.532" (13.5mm)	24	1.5
0.039	0.172" (4.4mm)	0.297" (7.5mm)	0.657" (16.7mm)	24	0.7
0.047	0.188" (4.8mm)	0.312" (7.9mm)	0.657" (16.7mm)	24	0.9
0.056	0.203" (5.2mm)	0.328" (8.3mm)	0.657" (16.7mm)	24	1.1
0.068	0.219" (5.6mm)	0.343" (8.7mm)	0.657" (16.7mm)	24	1.3
0.082	0.235" (6.0mm)	0.359" (9.1mm)	0.657" (16.7mm)	24	1.6
0.10	0.250" (6.4mm)	0.375" (9.5mm)	0.657" (16.7mm)	22	1.9
0.12	0.297" (7.5mm)	0.406" (10.3mm)	0.657" (16.7mm)	22	2.3
0.15	0.312" (7.9mm)	0.437" (11.1mm)	0.657" (16.7mm)	22	2.9
0.18	0.250" (6.4mm)	0.390" (9.9mm)	0.782" (19.9mm)	22	2.2
0.22	0.281" (7.1mm)	0.422" (10.7mm)	0.782" (19.9mm)	22	2.6

100/200VDC					
CAP (μF)	T MAX	W MAX	L MAX	LEAD AWG	I _{PEAK} (A)
0.27	0.312" (7.9mm)	0.468" (11.9mm)	0.782" (19.9mm)	22	3.2
0.33	0.328" (8.3mm)	0.515" (13.1mm)	0.782" (19.9mm)	20	4.0
0.39	0.359" (9.1mm)	0.531" (13.5mm)	0.782" (19.9mm)	20	4.7
0.47	0.390" (9.9mm)	0.578" (14.7mm)	0.782" (19.9mm)	20	5.6
0.56	0.359" (9.1mm)	0.531" (13.5mm)	1.032" (26.2mm)	20	3.9
0.68	0.375" (9.5mm)	0.578" (14.7mm)	1.032" (26.2mm)	20	4.8
0.82	0.406" (10.3mm)	0.625" (15.9mm)	1.032" (26.2mm)	20	5.7
1.00	0.437" (11.1mm)	0.641" (16.3mm)	1.032" (26.2mm)	20	7.0
1.25	0.422" (10.7mm)	0.594" (15.1mm)	1.344" (34.1mm)	20	6.3
1.50	0.453" (11.5mm)	0.641" (16.3mm)	1.344" (34.1mm)	20	7.5
1.80	0.453" (11.5mm)	0.719" (18.3mm)	1.344" (34.1mm)	20	9.0
2.00	0.453" (11.5mm)	0.781" (19.8mm)	1.344" (34.1mm)	20	10.0
3.00	0.500" (12.7mm)	0.828" (21.0mm)	1.594" (40.5mm)	20	12.0
4.00	0.547" (13.9mm)	0.953" (24.2mm)	1.594" (40.5mm)	20	16.0
5.00	0.578" (14.7mm)	0.969" (24.6mm)	1.844" (46.8mm)	20	15.0
8.00	0.750" (19.1mm)	1.250" (31.8mm)	1.907" (48.4mm)	18	24.0
10.0	0.813" (20.7mm)	1.266" (32.2mm)	1.907" (48.4mm)	18	30.0



400VDC					
CAP (μF)	T MAX	W MAX	L MAX	LEAD AWG	I _{PEAK} (A)
0.010	0.172" (4.4mm)	0.312" (7.9mm)	0.782" (19.9mm)	24	0.3
0.012	0.188" (4.8mm)	0.328" (8.3mm)	0.782" (19.9mm)	24	0.3
0.015	0.203" (5.2mm)	0.343" (8.7mm)	0.782" (19.9mm)	24	0.4
0.018	0.219" (5.6mm)	0.359" (9.1mm)	0.782" (19.9mm)	24	0.5
0.022	0.235" (6.0mm)	0.359" (9.1mm)	0.782" (19.9mm)	24	0.6
0.027	0.281" (7.1mm)	0.390" (9.9mm)	0.782" (19.9mm)	22	0.7
0.033	0.297" (7.5mm)	0.422" (10.7mm)	0.782" (19.9mm)	22	0.8
0.039	0.250" (6.4mm)	0.343" (8.7mm)	1.032" (26.2mm)	22	0.5
0.047	0.250" (6.4mm)	0.375" (9.5mm)	1.032" (26.2mm)	22	0.7
0.056	0.281" (7.1mm)	0.422" (10.7mm)	1.032" (26.2mm)	22	0.8
0.068	0.281" (7.1mm)	0.468" (11.9mm)	1.032" (26.2mm)	22	1.0
0.082	0.312" (7.9mm)	0.500" (12.7mm)	1.032" (26.2mm)	22	1.1
0.10	0.343" (8.7mm)	0.531" (13.5mm)	1.032" (26.2mm)	20	1.4
0.12	0.359" (9.1mm)	0.594" (15.1mm)	1.032" (26.2mm)	20	1.7
0.15	0.390" (9.9mm)	0.625" (15.9mm)	1.032" (26.2mm)	20	2.1

400VDC					
CAP (μF)	T MAX	W MAX	L MAX	LEAD AWG	I _{PEAK} (A)
0.18	0.328" (8.3mm)	0.594" (15.1mm)	1.344" (34.1mm)	20	1.8
0.22	0.343" (8.7mm)	0.625" (15.9mm)	1.344" (34.1mm)	20	2.2
0.27	0.390" (9.9mm)	0.609" (15.5mm)	1.594" (40.5mm)	20	2.2
0.33	0.406" (10.3mm)	0.656" (16.7mm)	1.594" (40.5mm)	20	2.6
0.39	0.437" (11.1mm)	0.734" (18.6mm)	1.594" (40.5mm)	20	3.1
0.47	0.453" (11.5mm)	0.781" (19.8mm)	1.594" (40.5mm)	20	3.8
0.56	0.453" (11.5mm)	0.875" (22.2mm)	1.594" (40.5mm)	20	4.5
0.68	0.468" (11.9mm)	0.953" (24.2mm)	1.594" (40.5mm)	20	5.4
0.82	0.547" (13.9mm)	0.844" (21.4mm)	1.844" (46.8mm)	20	5.3
1.00	0.578" (14.7mm)	0.938" (23.8mm)	1.844" (46.8mm)	20	6.5
1.25	0.609" (15.5mm)	1.063" (27.0mm)	1.844" (46.8mm)	20	8.1
1.50	0.625" (15.9mm)	1.188" (30.2mm)	1.844" (46.8mm)	18	9.8
1.80	0.734" (18.6mm)	1.188" (30.2mm)	1.844" (46.8mm)	18	11.7
2.00	0.828" (21.0mm)	1.188" (30.2mm)	1.844" (46.8mm)	18	13.0
3.00	0.938" (23.8mm)	1.469" (37.3mm)	1.844" (46.8mm)	18	19.5



600VDC					
CAP (μF)	T MAX	W MAX	L MAX	LEAD AWG	I _{PEAK} (A)
0.010	0.219" (5.6mm)	0.343" (8.7mm)	0.782" (19.9mm)	24	0.4
0.012	0.235" (6.0mm)	0.375" (9.5mm)	0.782" (19.9mm)	24	0.4
0.015	0.250" (6.4mm)	0.390" (9.9mm)	0.782" (19.9mm)	22	0.5
0.018	0.281" (7.1mm)	0.453" (11.5mm)	0.782" (19.9mm)	22	0.6
0.022	0.297" (7.5mm)	0.500" (12.7mm)	0.782" (19.9mm)	22	0.8
0.027	0.312" (7.9mm)	0.515" (13.1mm)	0.782" (19.9mm)	22	1.0
0.033	0.343" (8.7mm)	0.547" (13.9mm)	0.782" (19.9mm)	20	1.2
0.039	0.250" (6.4mm)	0.453" (11.5mm)	1.032" (26.2mm)	22	0.8
0.047	0.281" (7.1mm)	0.484" (12.3mm)	1.032" (26.2mm)	22	1.0
0.056	0.328" (8.3mm)	0.531" (13.5mm)	1.032" (26.2mm)	20	1.2
0.068	0.359" (9.1mm)	0.594" (15.1mm)	1.032" (26.2mm)	20	1.4
0.082	0.390" (9.9mm)	0.625" (15.9mm)	1.032" (26.2mm)	20	1.7
0.10	0.422" (10.7mm)	0.656" (16.7mm)	1.032" (26.2mm)	20	2.1
0.12	0.359" (9.1mm)	0.625" (15.9mm)	1.344" (34.1mm)	20	1.8
0.15	0.390" (9.9mm)	0.672" (17.1mm)	1.344" (34.1mm)	20	2.3

600VDC					
CAP (μF)	T MAX	W MAX	L MAX	LEAD AWG	I _{PEAK} (A)
0.18	0.453" (11.5mm)	0.719" (18.3mm)	1.344" (34.1mm)	20	2.7
0.22	0.500" (12.7mm)	0.766" (19.5mm)	1.344" (34.1mm)	20	3.3
0.27	0.531" (13.5mm)	0.844" (21.4mm)	1.344" (34.1mm)	20	4.1
0.33	0.578" (14.7mm)	0.891" (22.6mm)	1.594" (40.5mm)	20	3.6
0.39	0.578" (14.7mm)	0.922" (23.4mm)	1.594" (40.5mm)	20	4.3
0.47	0.578" (14.7mm)	0.953" (24.2mm)	1.594" (40.5mm)	20	5.2
0.56	0.672" (17.1mm)	1.031" (26.2mm)	1.594" (40.5mm)	18	6.2
0.68	0.734" (18.6mm)	1.094" (27.8mm)	1.594" (40.5mm)	18	7.5
0.82	0.688" (17.5mm)	1.156" (29.4mm)	1.844" (46.8mm)	18	7.8
1.00	0.734" (18.6mm)	1.250" (31.8mm)	1.844" (46.8mm)	18	9.5
1.25	0.844" (21.4mm)	1.344" (34.1mm)	1.844" (46.8mm)	18	11.9
1.50	0.922" (23.4mm)	1.438" (36.5mm)	1.844" (46.8mm)	18	14.3
1.80	1.031" (26.2mm)	1.531" (38.9mm)	1.844" (46.8mm)	18	17.1
2.00	1.095" (27.8mm)	1.578" (40.1mm)	1.844" (46.8mm)	18	19.0

GENERAL SPECIFICATIONS

PHYSICAL CHARACTERISTICS

CONSTRUCTION: NON-INDUCTIVE WOUND METALLIZED POLYESTER.

CASE: FLAME RETARDANT TAPE WRAP CASE AND EPOXY FILL.

LEAD MATERIAL: AXIAL SOLDER COATED OR TINNED SOLID WIRE, AWG AS SPECIFIED IN TABLES.

DIMENSIONS: AS SPECIFIED IN TABLES.

ELECTRICAL CHARACTERISTICS

CAPACITANCE: AS SPECIFIED IN TABLES \pm REQUESTED TOLERANCE WHEN MEASURED AT OR REFERRED TO 1000 \pm 20 HZ AND 25 \pm 5 °C.

TOLERANCE: \pm 5%, \pm 10%, AND \pm 20% AVAILABLE. OTHER TOLERANCES AVAILABLE UPON REQUEST.

DISSIPATION FACTOR: SHALL NOT BE GREATER THAN 1.0% WHEN MEASURED AT OR REFERRED TO 1000 \pm 20 HZ AND 25 \pm 5 °C; EXCEPT FOR CAPACITORS HAVING A THICKNESS LESS THAN 0.202" (5.1mm), THEN DF SHALL NOT BE GREATER THAN 1.5%.

INSULATION RESISTANCE: SHALL BE GREATER THAN 25,000 M Ω FOR CAPACITANCE VALUES 0.40 μ F AND LESS OR 10,000 M Ω X μ F FOR CAPACITANCE VALUES GREATER THAN 0.40 μ F WHEN MEASURED AFTER 2 MINUTES ELECTRIFICATION AT RATED VOLTAGE OR 500VDC, WHICHEVER IS LESS, AND 25 \pm 5 °C.

DIELECTRIC STRENGTH: 200% RATED VOLTAGE FOR 1 MINUTE THROUGH A LIMITING RESISTANCE OF 100 OHMS/VOLT AT 25 \pm 5 °C.

RATED VOLTAGE: 50VDC, 100VDC, 200VDC, 400VDC, AND 600VDC AVAILABLE.

TEMPERATURE: -55 °C TO +85 °C AT FULL RATED VOLTAGE OPERATIONAL TEMPERATURE, DERATE LINEARLY 1.25%/°C ABOVE +85 °C TO +125 °C, +125 °C MAX STORAGE TEMPERATURE.

ADDITIONAL INFORMATION

ORDERING INFORMATION: ALL ASC CAPACITORS ARE ORDERED BY "FAMILY CAP-TOL-VOLT" DESIGNATION. (I.E. TO ORDER AN X663F 1.0 μ F, \pm 10%, 200VDC CAPACITOR, REQUEST PART NUMBER "X663F 1-10-200")

SEE ALSO: "GENERAL INFORMATION - POLYESTER CAPACITORS" DOCUMENT FOR ADDITIONAL PHYSICAL, ELECTRICAL, AND PERFORMANCE CHARACTERISTICS NOT MENTIONED IN THIS FILE.

WARNING: INFORMATION ON THIS FILE IS SUBJECT TO CHANGE WITHOUT NOTICE AT ASC'S DISCRETION.

LAST MODIFIED: 09/26/01