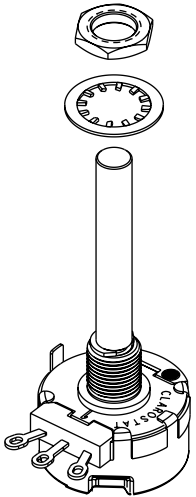
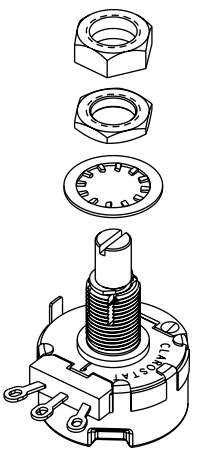
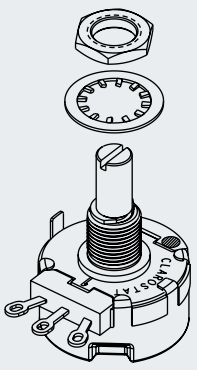


53C Series Specific Configurations

Table 8. 53C Series Specific Configurations

Shaft Type	Bushing Type	AR Pin	Termination	Configuration with Associated Hardware	Shaft Type	Bushing Type	AR Pin	Termination	Configuration with Associated Hardware
53C1 (See Table 53C1 on pp. 33-34.)					53C2 (See Table 53C2 on p. 35.)				
round	standard, 9,53 mm [0.375 in]	1	solder lug		slotted	high torque, 12,7 mm [0.500 in]	1	solder lug	
53C3 (See Table 53C3 on pp. 36-37.)									
slotted	standard, 6,35 mm [0.25 in]	1	solder lug						

53C Series Order Guides

Table 53C1 Order Guide

Catalog Listing	Electrical							Mechanical				Dimensions		RoHS Compliant	Mounting Hardware
	Resistance (Ohm)	Resistance Tolerance ($\pm\%$)	End Resistance at CW, Max. (Ohm)	End Resistance at CCW, Max. (Ohm)	Effective Electrical Rotation, Typ. (Degree)	Electrical Rotation, ± 3 (Degree)	Taper	Mechanical Rotation (Degree)	Operating Torque (mN m [in-oz])	Stop Torque (N m [in-lb])	Shaft Seal	A Shaft Length (mm [in])	B Bushing Length (mm [in])		
53C1100	100	10	4	4	274	312	S-4	312	1-6 [7-42]	12 [1.4]	no	50,80 [2.00]	9,53 [0.375]	yes	unassembled
53C1100K	100 k	10	4	4	274	312	S-4	312	1-6 [7-42]	12 [1.4]	no	50,80 [2.00]	9,53 [0.375]	yes	unassembled
53C110K	10 k	10	4	4	274	312	S-4	312	1-6 [7-42]	12 [1.4]	no	50,80 [2.00]	9,53 [0.375]	yes	unassembled
53C110MEG	10 M	20	10	10	274	312	S-4	312	1-6 [7-42]	12 [1.4]	no	50,80 [2.00]	9,53 [0.375]	yes	unassembled
53C11500	1.5 k	10	4	4	274	312	S-4	312	1-6 [7-42]	12 [1.4]	no	50,80 [2.00]	9,53 [0.375]	yes	unassembled
53C115K	15 k	10	4	4	274	312	S-4	312	1-6 [7-42]	12 [1.4]	no	50,80 [2.00]	9,53 [0.375]	yes	unassembled
53C11K	1 k	10	4	4	274	312	S-4	312	1-6 [7-42]	12 [1.4]	no	50,80 [2.00]	9,53 [0.375]	yes	unassembled
53C11MEG	1 M	20	10	10	274	312	S-4	312	1-6 [7-42]	12 [1.4]	no	50,80 [2.00]	9,53 [0.375]	yes	unassembled
53C120K	20 k	10	4	4	274	312	S-4	312	1-6 [7-42]	12 [1.4]	no	50,80 [2.00]	9,53 [0.375]	yes	unassembled
53C1250	250	10	4	4	274	312	S-4	312	1-6 [7-42]	12 [1.4]	no	50,80 [2.00]	9,53 [0.375]	yes	unassembled
53C12500	2.5 k	10	4	4	274	312	S-4	312	1-6 [7-42]	12 [1.4]	no	50,80 [2.00]	9,53 [0.375]	yes	unassembled
53C1250K	250 k	10	10	10	274	312	S-4	312	1-6 [7-42]	12 [1.4]	no	50,80 [2.00]	9,53 [0.375]	yes	unassembled
53C125K	25 k	10	4	4	274	312	S-4	312	1-6 [7-42]	12 [1.4]	no	50,80 [2.00]	9,53 [0.375]	yes	unassembled
53C12K	2 k	10	4	4	274	312	S-4	312	1-6 [7-42]	12 [1.4]	no	50,80 [2.00]	9,53 [0.375]	yes	unassembled
53C135K	35 k	10	4	4	274	312	S-4	312	1-6 [7-42]	12 [1.4]	no	50,80 [2.00]	9,53 [0.375]	yes	unassembled
53C150	50 k	10	4	4	274	312	S-4	312	1-6 [7-42]	12 [1.4]	no	50,80 [2.00]	9,53 [0.375]	yes	unassembled
53C1500	500	10	4	4	274	312	S-4	312	1-6 [7-42]	12 [1.4]	no	50,80 [2.00]	9,53 [0.375]	yes	unassembled
53C1500K	500 k	10	10	10	274	312	S-4	312	1-6 [7-42]	12 [1.4]	no	50,80 [2.00]	9,53 [0.375]	yes	unassembled
53C150K	50 k	10	4	4	274	312	S-4	312	1-6 [7-42]	12 [1.4]	no	50,80 [2.00]	9,53 [0.375]	yes	unassembled
53C15K	5 k	10	4	4	274	312	S-4	312	1-6 [7-42]	12 [1.4]	no	50,80 [2.00]	9,53 [0.375]	yes	unassembled
53C15MEG	5 M	20	10	10	274	312	S-4	312	1-6 [7-42]	12 [1.4]	no	50,80 [2.00]	9,53 [0.375]	yes	unassembled
53C1SW100K	100 k	10	4	4	274	312	S-4	312	1-6 [7-42]	12 [1.4]	no	50,80 [2.00]	9,53 [0.375]	yes	unassembled
53C1SW10K	10 k	10	4	4	274	312	S-4	312	1-6 [7-42]	12 [1.4]	no	50,80 [2.00]	9,53 [0.375]	yes	unassembled

(Continued on next page.)

53C Series Order Guide

Table 53C1 Order Guide (continued)

Catalog Listing	Electrical							Mechanical				Dimensions		RoHS Compliant	Mounting Hardware
	Resistance (Ohm)	Resistance Tolerance ($\pm\%$)	End Resistance at CW, Max. (Ohm)	End Resistance at CCW, Max. (Ohm)	Effective Electrical Rotation, Typ. (Degree)	Electrical Rotation, ± 3 (Degree)	Taper	Mechanical Rotation (Degree)	Operating Torque (mN m [in-oz])	Stop Torque (N m [in-lb])	Shaft Seal	A Shaft Length (mm [in])	B Bushing Length (mm [in])		
53C1100KZ	100 k	10	1 k	4	274	312	Z	312	1-6 [7-42]	12 [1.4]	no	50,8 [2.00]	9,53 [0.375]	yes	unassembled
53C110KZ	10 k	10	100	4	274	312	Z	312	1-6 [7-42]	12 [1.4]	no	50,8 [2.00]	9,53 [0.375]	yes	unassembled
53C11MEGZ	1 M	20	10 k	10	274	312	Z	312	1-6 [7-42]	12 [1.4]	no	50,8 [2.00]	9,53 [0.375]	yes	unassembled
53C1250KZ	250 k	10	2.5 k	10	274	312	Z	312	1-6 [7-42]	12 [1.4]	no	50,8 [2.00]	9,53 [0.375]	yes	unassembled
53C125KZ	25 k	10	250	4	274	312	Z	312	1-6 [7-42]	12 [1.4]	no	50,8 [2.00]	9,53 [0.375]	yes	unassembled
53C1500KZ	500 k	10	5 k	10	274	312	Z	312	1-6 [7-42]	12 [1.4]	no	50,8 [2.00]	9,53 [0.375]	yes	unassembled
53C150KZ	50 k	10	500	4	274	312	Z	312	1-6 [7-42]	12 [1.4]	no	50,8 [2.00]	9,53 [0.375]	yes	unassembled
53C15KZ	5 k	10	50	4	274	312	Z	312	1-6 [7-42]	12 [1.4]	no	50,8 [2.00]	9,53 [0.375]	yes	unassembled
53C1-100K-RZ	100 k	10	1 k	4	274	312	RZ	312	1-6 [7-42]	12 [1.4]	no	50,8 [2.00]	9,53 [0.375]	yes	unassembled

Dimensional Drawings (For reference only: mm [in].)

