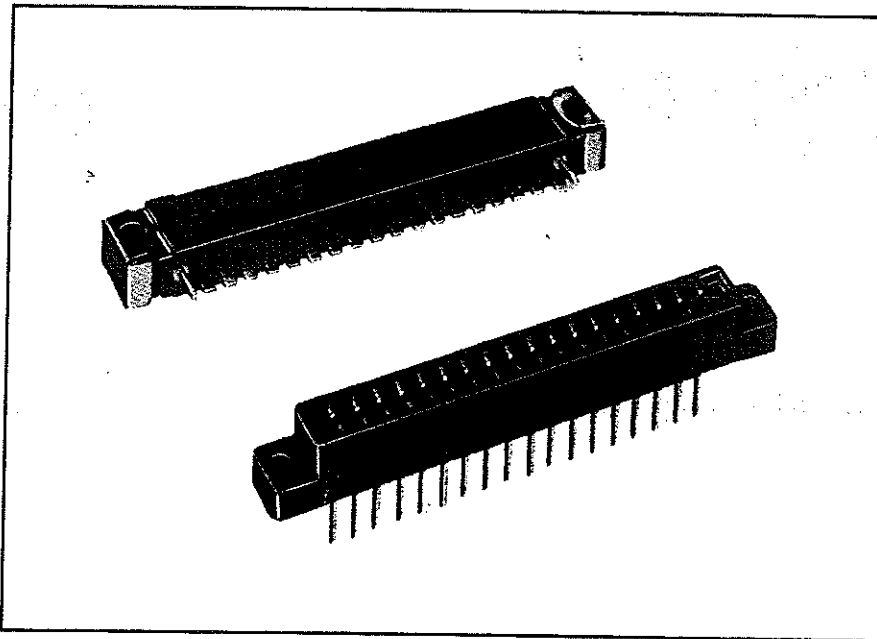


# 133/143 series commercial and industrial printed circuit connectors



## specifications

**operating voltage:** 600 VAC (RMS) at sea level

**current rating:** 5 amps

**dielectric material:** industrial type blue-mineral-filled diallyl phthalate per MIL-M-14 Type MDG.

**dielectric resistance:** 5000 megohms min.

**contact material:** 133 series-brass, 143 series-phosphor bronze and copper alloy.

**contact plating:** standard .000020 (0.000508) min. gold over nickel

**contact resistance:** 25 millivolts at rated current

**board thickness:** 133 series - male plug adapters for pc boards, especially useful in situations involving other than normal 1/16 (1,57) thick boards 143 series - .054 (1,37 to .070 (1,78) pc board or 133 series plugs

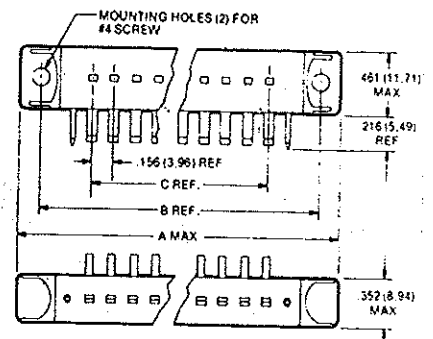
**guide pin material:** zinc plated brass

**end cap material:** stainless steel (passivated)

## 133 series dimensions

No. of Contact Positions	A Max.	B Ref.	C Ref.
6	1.852 (47.04)	1.531 (38.89)	0.781 (19.84)
10	2.477 (62.92)	2.156 (54.76)	1.406 (35.91)
12	2.790 (70.87)	2.468 (62.69)	1.718 (43.64)
15	3.257 (82.73)	2.937 (74.60)	2.187 (55.55)
18	3.727 (94.67)	3.406 (86.51)	2.656 (67.46)
22	4.352 (110.54)	4.031 (102.39)	3.281 (83.38)

## 133 series



ALL DIMENSIONS REFERENCE ONLY



WPI - Salem Division  
 23 Front Street, Salem, NJ 08079 U.S.A.  
 phone (609) 935-7601  
 fax (609) 935-0102 twx (510) 680-4750  
 country code 1

# 133/143 series commercial and industrial printed circuit connectors (cont.)

.156" (3.96) contact centers

## order information

To order the 133/143 series connector required, put the part number together as per the following example:

1 3 3 - 0 1 5 - 2 1 - ( 1 0 1 )

**SERIES NUMBER**  
133 Plug  
143 Receptacle

**NUMBER OF CONTACT POSITIONS**

Digit Group	No of Contacts
006-	6
010-	10
012-	12
015-	15
018-	18
022-	22
028-	28
036-	36

The 28 and 36 position connectors are available only in the 143 Series.

**USER INFORMATION**

**POLARIZATION KEY LOCATION (on 143 Series)**

A 1001-	P 1013-	c 1025-
B 1002-	R 1014-	d 1026-
C 1003-	S 1015-	e 1027-
D 1004-	T 1016-	f 1028-
E 1005-	U 1017-	g 1029-
F 1006-	V 1018-	h 1030-
H 1007-	W 1019-	j 1031-
J 1008-	X 1020-	k 1032-
K 1009-	Y 1021-	m 1033-
L 1010-	Z 1022-	n 1034-
M 1011-	a 1023-	p 1035-
N 1012-	b 1024-	r 1036-

**COMMON DEVIATIONS**

- (101) .0001 (0.00254) min. gold-over-nickel contact plating
- (102) .00003 (0.00086) gold-over-nickel contact plating
- (107) (for receptacle) stainless-steel float bushings
- \* (110) (for receptacle) card guide, 15, 18 & 22 size only

**tail style 133 series**

Dimensions shown: .160 (4.06) MIN., .215 (5.46) MIN., .212 (5.38) MIN., .160 (4.06) MIN., .215 (5.46) MIN., .160 (4.06) MIN.

**143 series**

Dimensions shown: 184 (4.67) MIN., .068 (2.24), .368 (9.86) MIN., .031 (0.79) ± .040 (1.02), .135 (3.43) MIN., .068 (2.24), .107 (2.72) MIN., .031 (0.79) ± .040 (1.02), 158 (4.01) MIN., .068 (2.24), 763 (19.38) MIN., .031 (0.79) ± .062 (1.57), 427 (10.85) MIN., .031 (0.79) ± .062 (1.57).

**polarization**

**143-953 Over-the-Contact Metal Key**

**143-754 Between the Contact Plastic Key**  
(available for 15, 18, 22 or 28 sizes.)

\*Non-stocking item — Consult factory for delivery.

WPI - Salem Division  
23 Front Street, Salem, NJ 08079 U.S.A.  
phone (609) 935-7601  
fax (609) 935-0102 twx (510) 680-4750  
country code 1



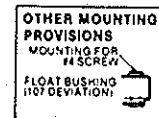
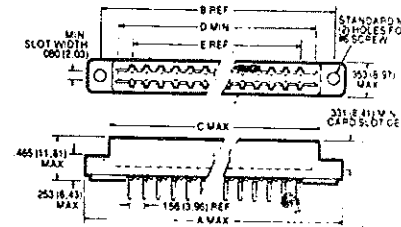
# 133/143 series commercial and industrial printed circuit connectors (cont.)

## 143 series dimensions

No. of Contacts Positions	A Max.	B Ref.	C Max.	D Min.	E Ref.
6	1.784 (45.31)	1.534 (38.96)	1.242 (31.55)	1.093 (27.76)	.781 (19.84)
10	2.411 (61.24)	2.156 (54.76)	1.870 (47.49)	1.719 (43.66)	1.406 (35.71)
12	2.724 (69.19)	2.468 (62.69)	2.181 (55.40)	2.031 (51.59)	1.718 (43.64)
15	3.194 (81.13)	2.937 (74.60)	2.650 (67.31)	2.504 (63.60)	2.187 (55.55)
18	3.664 (93.07)	3.406 (86.51)	3.120 (79.25)	2.968 (75.36)	2.656 (67.46)
22	4.291 (108.99)	4.031 (102.39)	3.747 (95.17)	3.593 (91.26)	3.281 (83.34)
28	5.227 (132.77)	4.968 (126.19)	4.683 (118.95)	4.529 (115.04)	4.219 (107.16)
**36	6.477 (164.51)	6.210 (157.73)	5.928 (150.57)	5.772 (146.60)	5.460 (138.68)

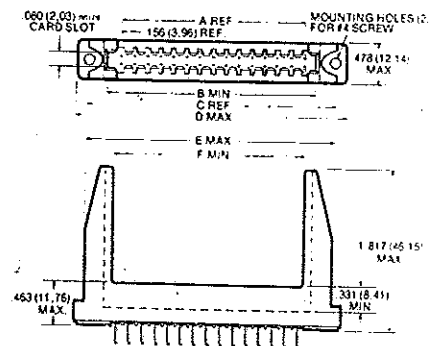

\*\*36 card slot contains two .056 (1.42) barriers: one between contacts N & P, and one between contacts b & c.

## 143 series



## 143 series commercial and industrial connectors – card guide connectors (110) deviation (special order)

Card guides extend 1 3/8" (34.92 mm) above main body of connector. These integral card guides provide positive alignment in blind installations and prevent board rocking. Has .100 (2.45 mm) more block width than standard 143 line. Available in 15, 18 and 22 position sizes with slots between contacts for plastic keys (P/N 143-754) to permit polarization without loss of contacts.



### order information

For blue mineral-filled diallyl phthalate insulator, order 143-OXX-XX (110).\*

### dimensions

POSITIONS	A REF.	B MIN.	C REF.	D MAX.	E MAX.	F MIN.
15	2.184 (55.47)	2.500 (63.50)	2.934 (74.52)	3.201 (81.31)	2.941 (74.70)	2.250 (57.15)
18	2.652 (67.36)	2.968 (75.39)	3.406 (87.51)	3.664 (93.07)	3.404 (86.46)	2.728 (69.29)
22	3.276 (83.21)	3.593 (91.26)	4.031 (102.39)	4.291 (108.99)	4.031 (102.38)	3.350 (85.09)

\*Non-stocking item — Consult factory for delivery.



WPI - Salem Division  
 23 Front Street, Salem, NJ 08079 U.S.A.  
 phone (609) 935-7601  
 fax (609) 935-0102 twx (510) 680-4750  
 country code 1