

Features & Benefits

- For OEM, prototyping, programming and test applications
- Surface mount
- Zero insertion force
- Land-pad footprint common for package and socket
- Positive locking lid design
- Effortless loading and unloading
- High normal-force contacts
- Available without alignment pins for pick and place
- Available with alignment pins to facilitate hand placement
- Standard packaging is in trays or tape and reel configurations
- RoHS Compliant products available

Specifications

Electrical

- Contact resistance: 30 milliohm (maximum)
- Current rating: 0.5 amp
- Dielectric-withstanding voltage: 250 VAC
- Insulation resistance: 500 M Ω

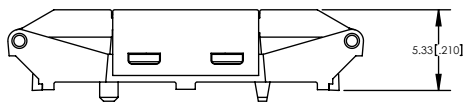
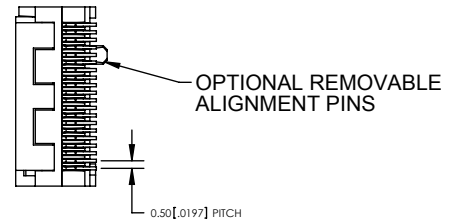
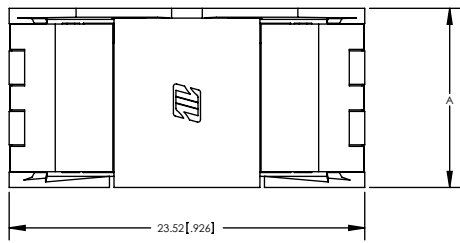
Mechanical

- Contact material: Copper Alloy
- Minimum insertion/withdrawal cycles: 50

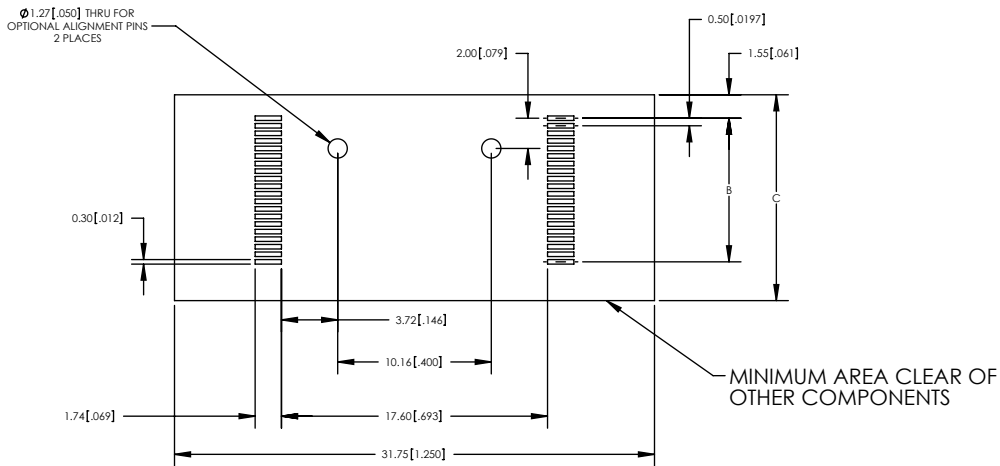
Environmental

- Flammability 94V-0
- Operating temperature: -55 °C to +105 °C





SOCKET LAND-PAD FOOTPRINT



MILLIMETERS (INCHES)

DIMENSION CHART

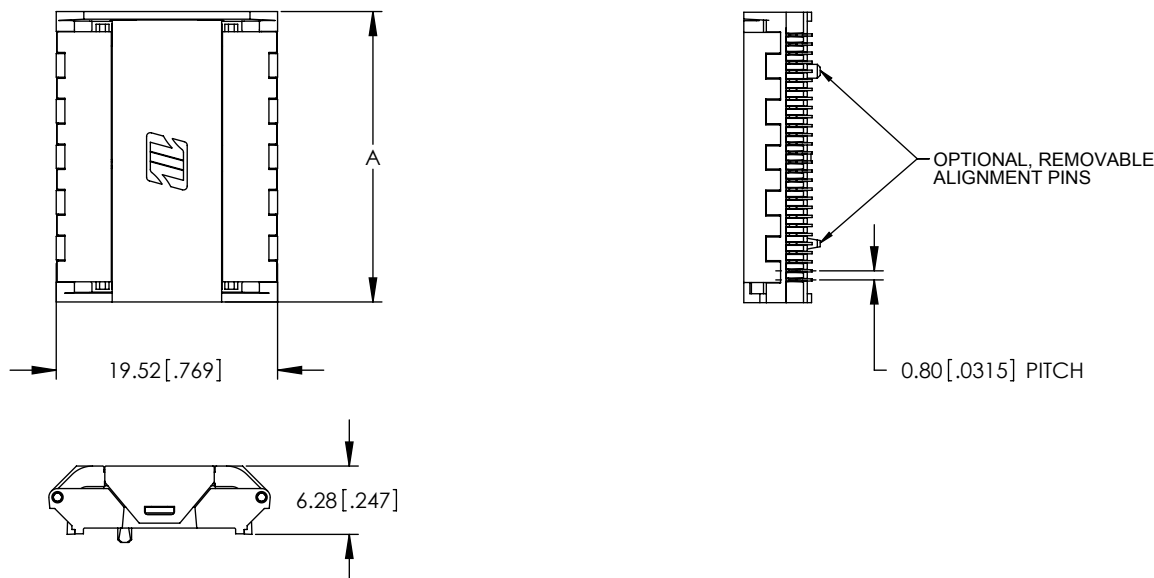
PACKAGE	# LEADS	DIM A		DIM B		DIM C		MERITEC PART NUMBER		STANDARD PACKAGE QTY	
		mm	inches	mm	inches	mm	inches	WITHOUT ALIGNMENT PINS	WITH ALIGNMENT PINS	PER TRAY	TAPE & REEL
0.50 MM TSOP	40	11.85	.467	9.50	.374	13.61	.536	980020-40-P1	980020-40-P2	70	250*
	48	13.85	.545	11.50	.453	15.62	.615	980020-48-P1	980020-48-P2	63	250*
	56	15.85	.624	13.50	.531	17.63	.694	980020-56-P1	980020-56-P2	56	250*

* Note: when ordering tape and reel packaging, the part number should be followed by the letter "K."

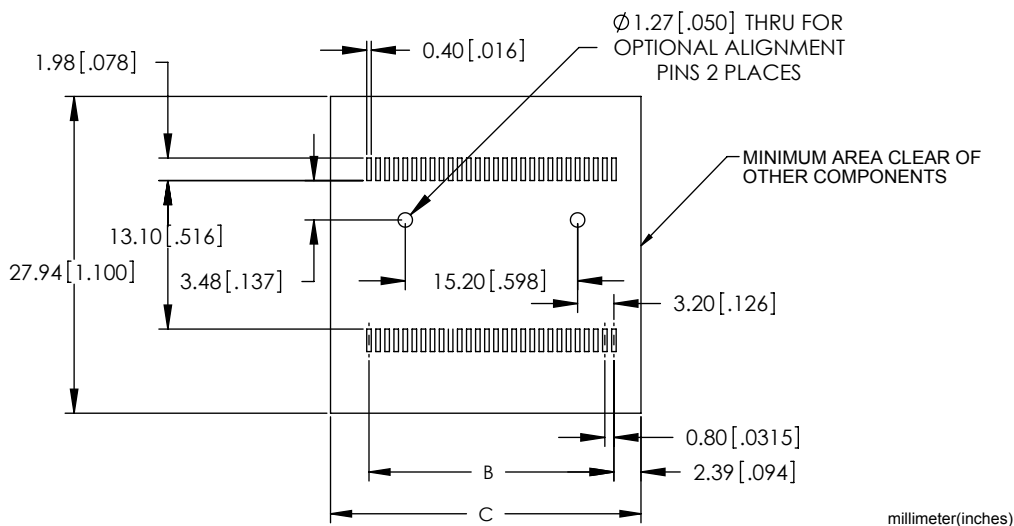


ITAR Registered
International Traffic
in Arms Regulations





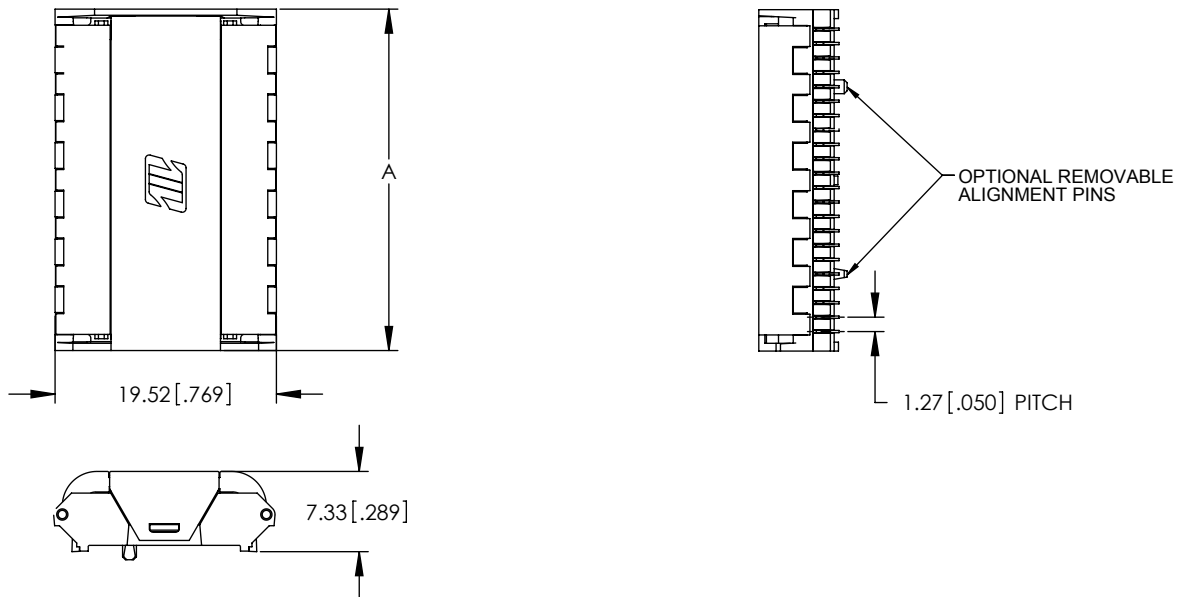
SOCKET LAND-PAD FOOTPRINT



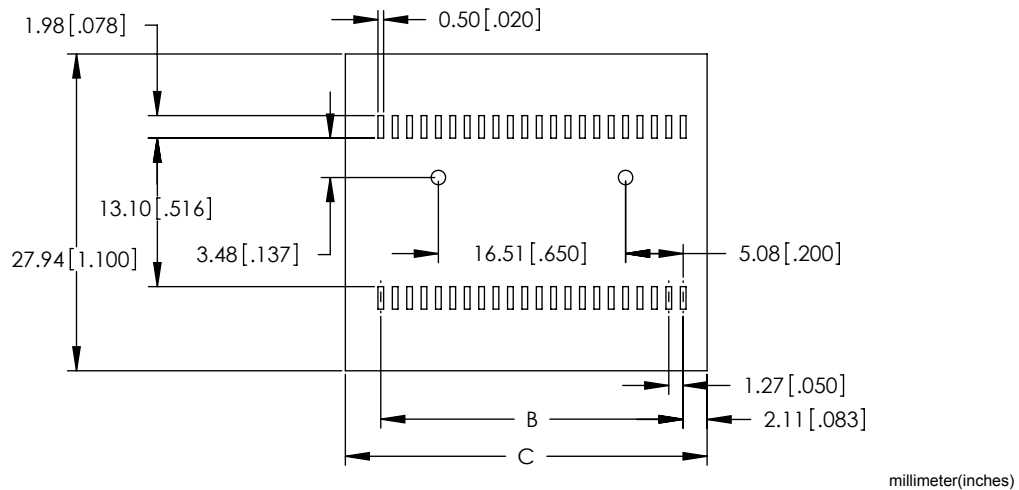
DIMENSION CHART

PACKAGE	#LEADS	DIM A		DIM B		DIM C		MERITEC PART NUMBER		STANDARD PACKAGE QTY	
		mm	inches	mm	inches	mm	inches	WITHOUT ALIGNMENT PINS	WITH ALIGNMENT PINS	PER TRAY	TAPE & REEL
0.80mm SSOP	56	25.60	1.008	21.60	.850	27.38	1.078	980022-56-P1	980022-56-P2	32	250*

* Note: when ordering tape and reel packaging, the part number should be followed by the letter "K"



SOCKET LAND-PAD FOOTPRINT



DIMENSION CHART

PACKAGE	#LEADS	DIM A		DIM B		DIM C		MERITEC PART NUMBER		STANDARD PACKAGE QTY	
		mm	inches	mm	inches	mm	inches	WITHOUT ALIGNMENT PINS	WITH ALIGNMENT PINS	PER TRAY	TAPE & REEL
1.27mm PSOP	44	30.10	1.185	26.67	1.050	31.90	1.256	980021-44-P1	980021-44-P2	32	250*

* Note: when ordering tape and reel packaging, the part number should be followed by the letter "K"



CONFIDENTIAL AND PROPRIETARY NOTICE

This document and the information contained in it are confidential property of Meritec. The document and information are provided to you for your review and evaluation and must not be furnished or disclosed to others without prior written consent by an authorized representative of Meritec.

[Visit us online!](#)

