

Ratings

4PDT (2 form C) contacts, 10 amp @
29VDC
10 amp @ 115VAC

Description

Miniature 4PDT relay
10 ampere contact rating
50g operational shock
Temperature range:
AC coil: -55°C to +85°C
DC coil: -65°C to +125°C
Weight: 4.2 ounces maximum
Enclosure: Hermetically sealed
Terminals: Plug in or hook-type solder
terminals

Performance Data

Operate Time: 10ms maximum
Release Time:
5ms maximum, DC coil
25ms maximum, AC coil
Initial Contact Drop: 100 millivolts max.
Insulation Resistance: 1000 megohms
min.

Contact Rating:

Non-inductive:
10 amp @ 29VDC
10 amp @ 115VAC, 60 to 400Hz
(10, case not grounded)
0.5 amp @ 115VAC, 60 to 400Hz
(10, case grounded)

Inductive:

8 amp @ 29VDC
8 amp @ 115VAC, 60 to 400Hz
(10, case not grounded)
0.5 amp @ 115VAC, 60 to 400Hz
(10, case grounded)

Higher AC ratings available—
consult factory

Dielectric Strength

1000V rms at sea level
500V rms at 70,000 feet
350V rms at 80,000 feet

Vibration: 10-28Hz at 0.5 inches double
amplitude, 28-500Hz at a constant 20g

Shock: 50g operational—100g
mechanical

Ambient Temperature Range:

-65°C to +125°C

Approvals

MIL-R-5757, as applicable

Ordering Information


MHY I II III

I. Mounting and terminal variations

II. 12A or D—4PDT

III. Coil voltage or mADC

Example: MHYD-12D-9VDC calls for top
flange mounting, solder terminals.



Type Designation and Coil Data

Relay Type	DC Nominal Coil Data		
	Volts	Amperes	Ohms*
MHY-12D-6VDC	6	.600	10
MHY-12D-12VDC	12	.300	40
MHY-12D-26.5VDC	26.5	.132	200
MHY-12D-48VDC	48	.073	650
MHY-12D-115VDC	115	.032	3500

Current Adjusted Relays

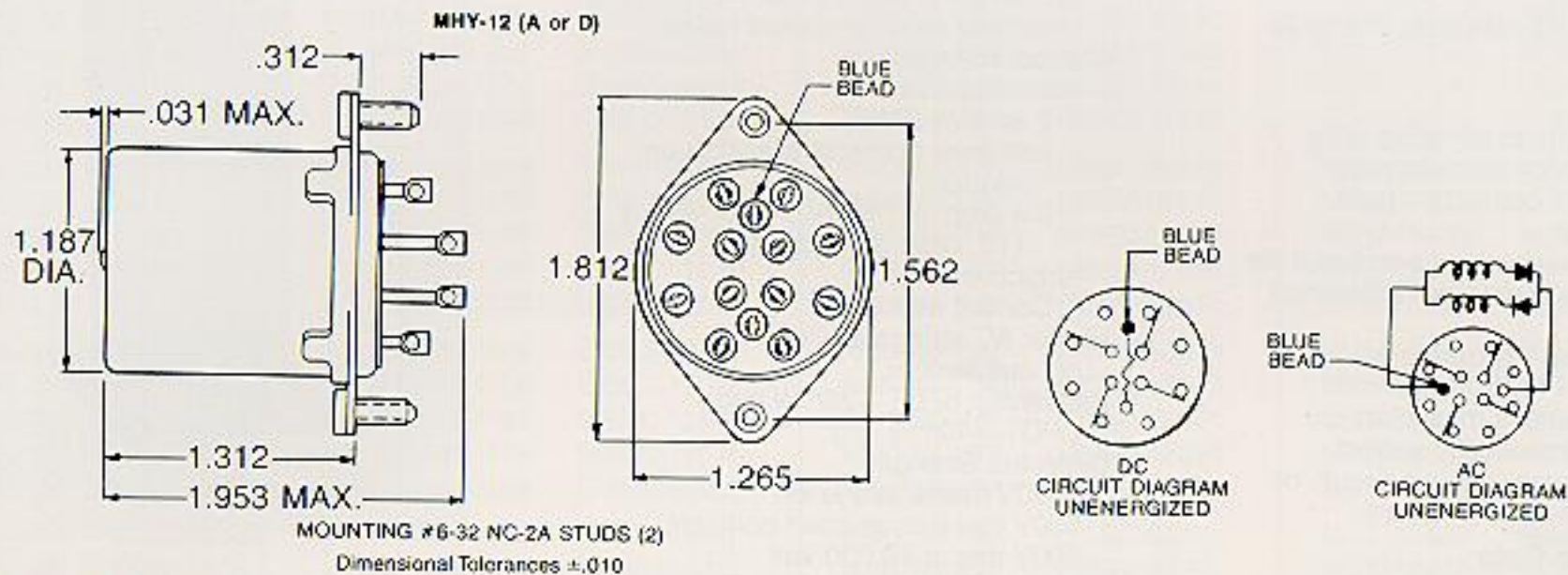
Relay Type	Maximum Pick-up mA	Ohms*
MHY-12D-13.5mADC	13.5	5,670
MHY-12D-9.0mADC	9.0	14,000
MHY-12D-7.0mADC	7.0	22,100

*DC coil resistance—standard tolerance $\pm 10\%$.
Other values of resistance can be supplied.

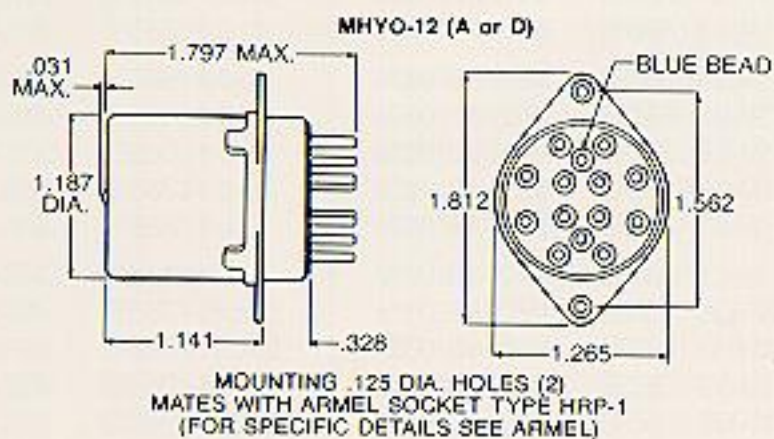
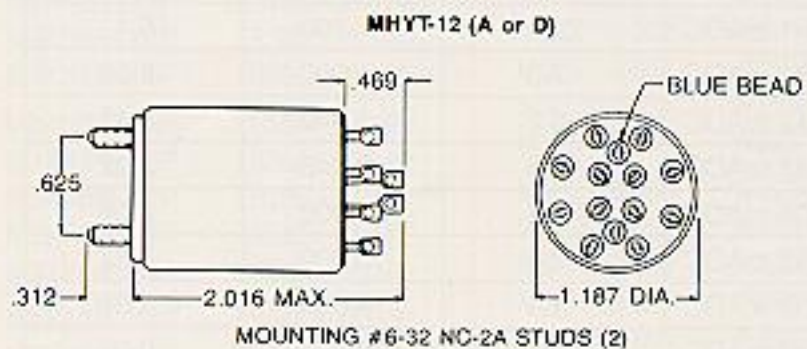
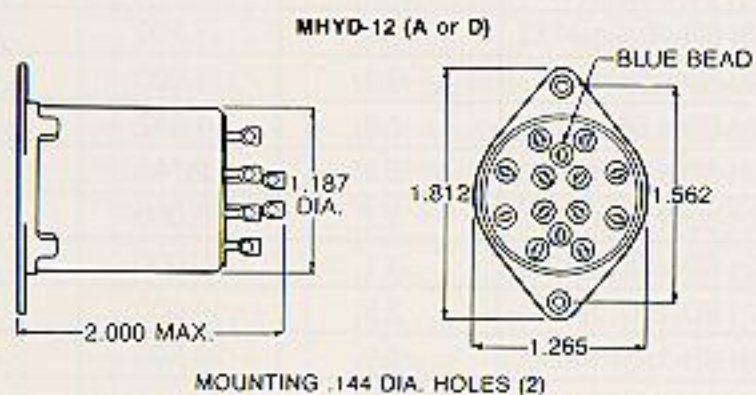
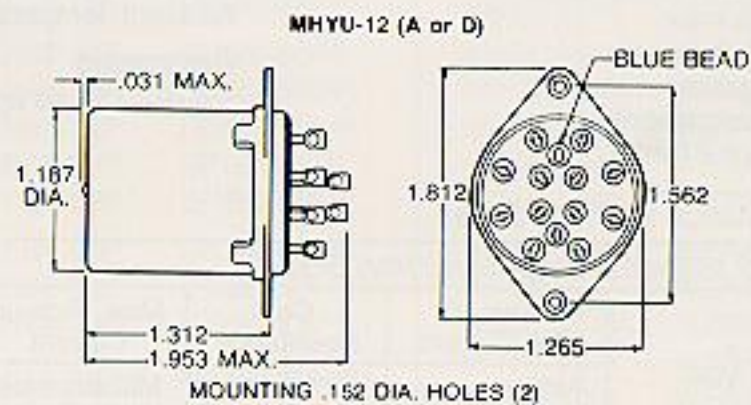
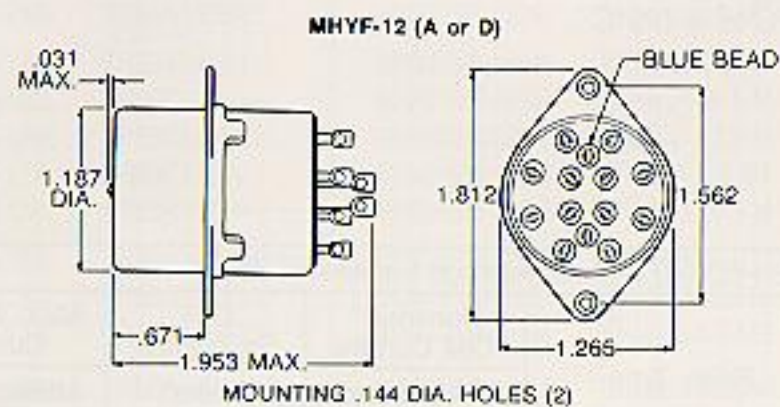
AC Coil Relay (60 or 40Hz with self contained diodes) operation to +85°C

Relay Type	Nominal Voltage	Ohms*	Frequency Range
MHY-12A-115VAC	115	2 coils each 2635	45-420Hz

*Diodes used in the above relays are rated 600 P. I. V. min.
Diodes with other P. I. V. ratings can be supplied.



Mounting Variations



- Legend:
- MHY-12A or D Stud mounting with solder terminals
 - MHYD-12A or D Top flange mounting with solder terminals
 - MHYF-12A or D Center of gravity mounting, solder terminals
 - MHYO-12A or D Socket mounting with straight pins
 - MHYT-12A or D Top mounted studs with solder terminals
 - MHYU-12A or D Flange mounting with solder terminals

Additional variations available upon request.